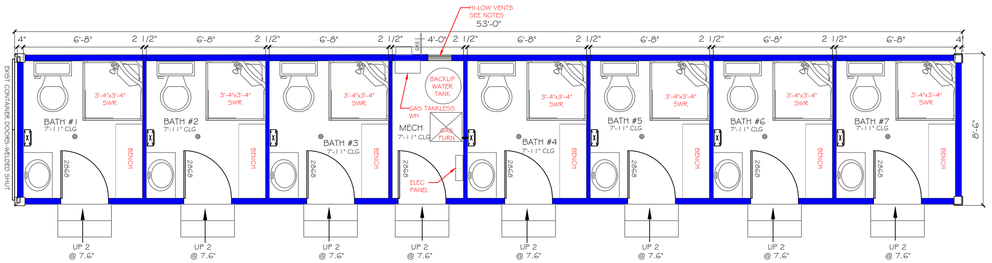

Floor Plan

SCALE: 1/4" = 1'-0"

Floor Plan Notes

1. RHINO LINER FLOORING
2. EACH BATHROOM HAS A FLOOR DRAIN IN CENTER OF ROOM WHICH LEADS TO 4" SIDE DRAIN AT CENTER OF CONTAINER
3. CONTAINER BUILT UP ON AN 8" SUBFLOOR
4. INTERIOR WALLS AT BUNK ROOMS & MECH/STOR ARE 2.5" SIP WALL PANELS
5. EXTERIOR CONTAINER WALLS ARE 4" SIP WALL PANELS
6. 16"X12" HI-LO COMBUSTION AIR VENTS AT 12" A.F.F AND 12" BELOW THE CEILING IN MECHANICAL ROOM AS WELL AS 2 VENTS AT THE MECHANICAL ROOM DOOR

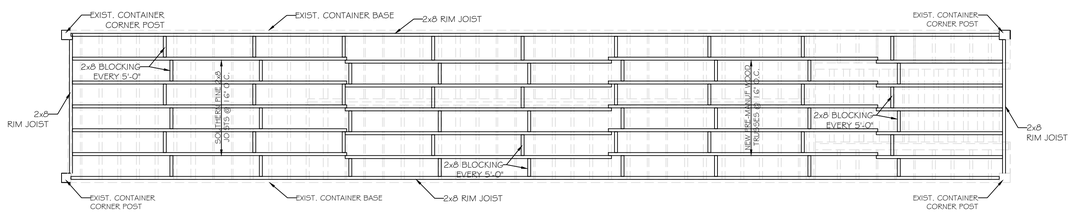

Floor Framing Plan

SCALE: 1/4" = 1'-0"

Floor Framing Notes

1. DASHED LINES SHOWN BELOW JOISTS ARE THE EXISTING CONTAINER FLOOR SYSTEM.
2. SOLID BRACING TO BE EVERY 5-0"
3. FLOOR LAP JOISTS TO BE SOUTHERN PINE 2x8'S @ 16" O.C. NOT TO EXCEED 15' LENGTHS.
4. FLOOR SHEATHING TO BE ⅝" LAYED PERPENDICULAR TO FLOOR JOISTS.



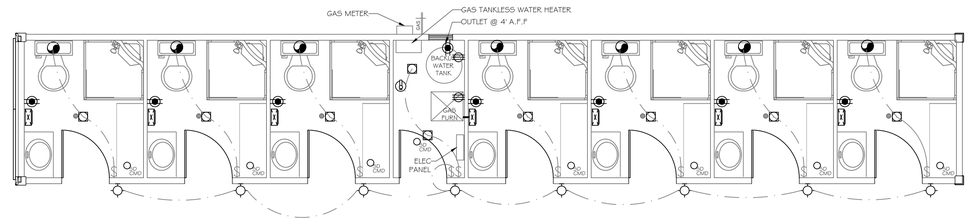

Electrical Plan

SCALE: 1/4" = 1'-0"

Electrical / Mechanical Legend

- 4" RECESSED LIGHT FIXTURE
- SMOKE & CARBON DIOXIDE DETECTOR
- DIRECT VENT EXHAUST FAN
- FIRE EXTINGUISHER
- 4" FLOOR DRAIN
- GFCI WALL OUTLET
- 220V OUTLET
- GAS
- AIR VENT @ 1'-4" A.F.F.
- SWITCH
- MECHANICAL PIPING

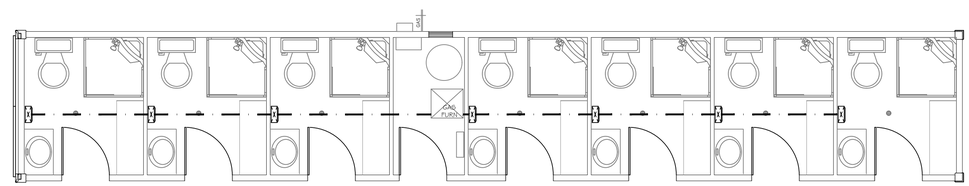

Mechanical Plan

SCALE: 1/4" = 1'-0"

NOTES:
1. SUPPLY DUCTS TO BE RAN BETWEEN EXISTING CONTAINER FLOOR & NEW 8" SUBFLOOR
2. PROVIDE ¾" PRIMARY CONDENSATE DRAIN LINES TERMINATING AT THE EXTERIOR OF THE BUILDING. DRAINS THAT ARE PVC SHALL BE PAINTED TO PROTECT PIPE FROM DETERIORATION.

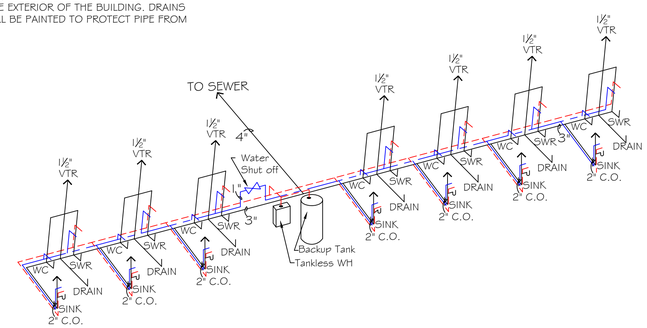

Plumbing Riser

1. SCHEMATIC ONLY-VERFIY WITH PLUMBING PROFESSIONAL PRIOR TO START OF CONSTRUCTION
2. 1 ½" VTR AT EACH SINK U.N.O.
3. PLUMBING RISER PLAN NOT TO SCALE
4. 1" WATER LINE
5. 3" WASTE LINE LEADING TO 4" DRAIN
6. WATER LINES TO BE RAN BETWEEN EXISTING CONTAINER FLOOR & NEW 8" SUBFLOOR

Plumbing Legend

- Sanitary Sewer
- Cold Water
- Hot Water

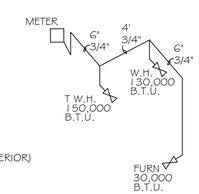

Gas Isometric

TOTAL LOAD
310,000 BTU

LONGEST DEVELOPED LENGTH: 8' (INTERIOR)

Gas Appliances

ITEM
TANKLESS WATER HEATER
BACKUP WATER HEATER
FURNACE

NOTES:
1. NOT PERMITTED UNDER STRUCTURE(S)
2. SHALL CONFORM TO U.P.C. CPT. 12 FOR MATERIALS, INSTALLATION AND TESTING
3. SCHEMATIC ONLY-VERFIY WITH PLUMBING PROFESSIONAL PRIOR TO START OF CONSTRUCTION
4. ¾" PIPING TO BE USED

Atomic Container Homes

DESIGN & DRAFTING

53' 7 BATHROOM UNIT

1 53' CONTAINER S.F. TOTAL: 450 S.F.

DATE: 3/5/2017
DRAWN BY: DC
REVIEWED BY: ATOMIC

A1

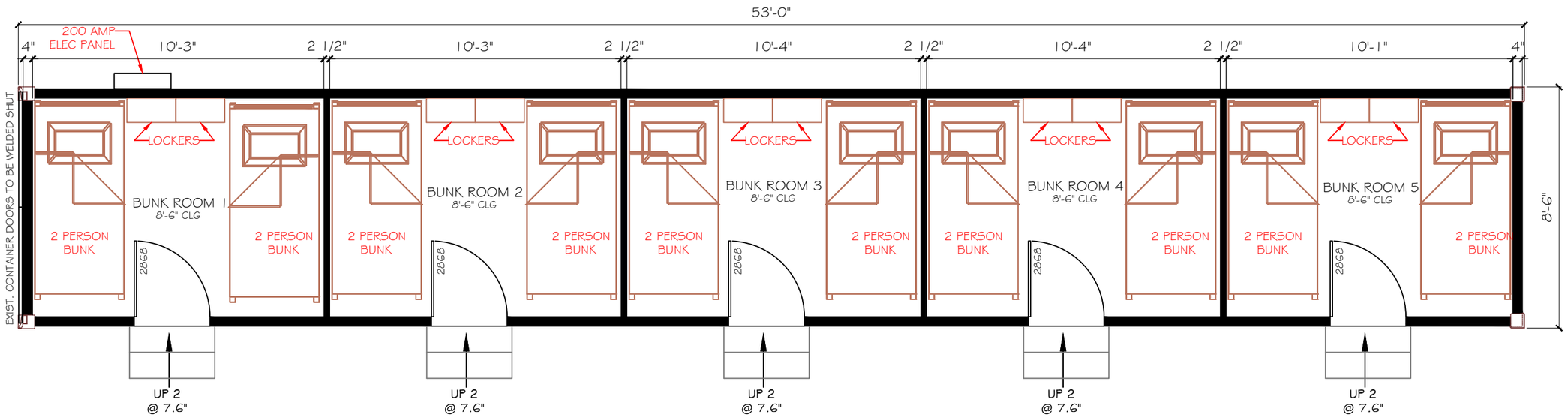

Floor Plan

SCALE: 1/4" = 1'-0"

Floor Plan Notes

1. RHINO LINER FLOORING
2. EXTERIOR CONTAINER WALLS ARE 4" SIP WALL PANELS, INTERIOR WALLS ARE 2 ½" SIP PANELS
3. AC CONDENSING UNIT ON ROOF OF CONTAINER

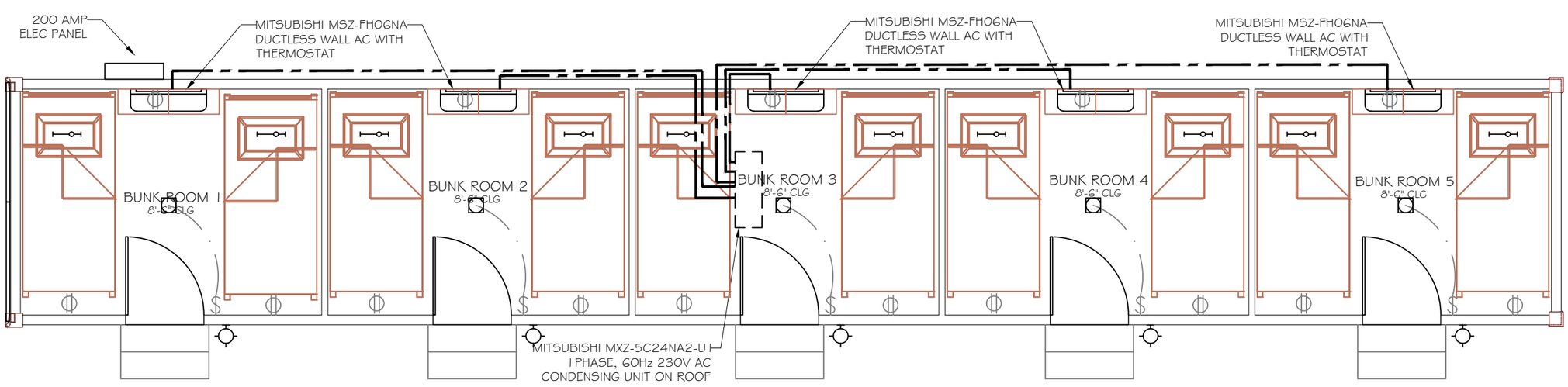

Electrical / Mechanical Plan

SCALE: 1/4" = 1'-0"

Electrical / Mechanical Legend

- 4" RECESSED LIGHT FIXTURE
- LED BUNK LIGHT WITH SWITCH (AT EACH BUNK)
- PC CEILING FIXTURE WITH PULL CHAIN
- SOLAR WALL MOUNTED LIGHT FIXTURE
- SD CMD SMOKE & CARBON DIOXIDE DETECTOR
- FIRE EXTINGUISHER
- 220V OUTLET
- DUPLEX OUTLET (110V AT +6" A.F.F. U.N.O.)
- $ SWITCH
- MECHANICAL PIPING



DESIGN & DRAFTING

Atomic Container Homes

53' 20 PERSON BUNK HOUSE

DATE: 3/9/2017
1 53' CONTAINER
TOTAL: 450 S.F.

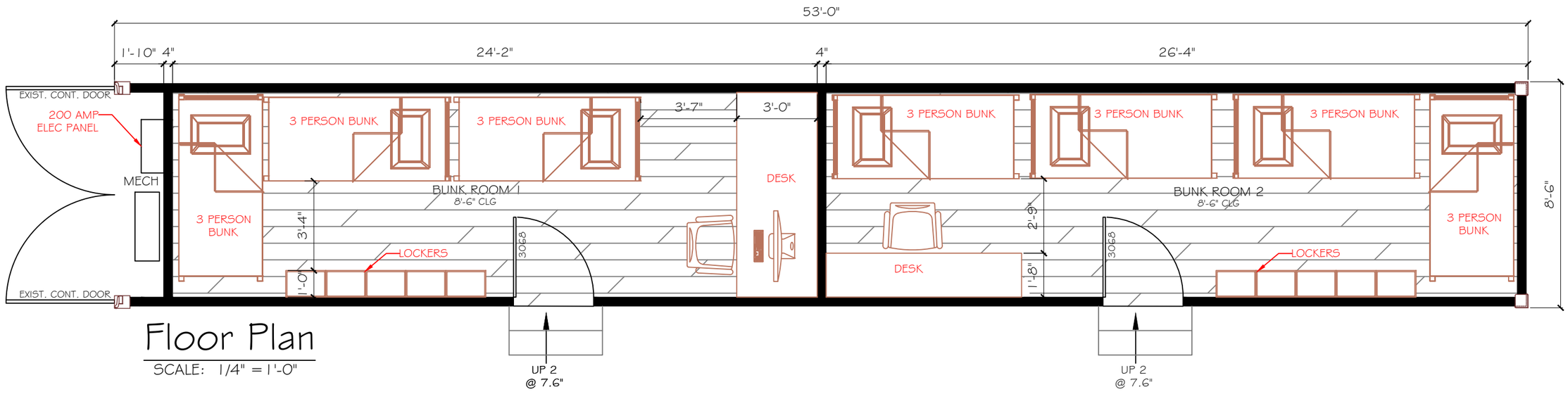

Floor Plan

SCALE: 1/4" = 1'-0"

Floor Plan Notes

1. RHINO LINER FLOORING
2. EXTERIOR CONTAINER WALLS ARE 4" SIP WALL PANELS
3. 6 16"X12" HI-LO COMBUSTION AIR VENTS AT 12" A.F.F AND 12" BELOW THE CEILING IN MECHANICAL ROOM CONTAINER DOORS

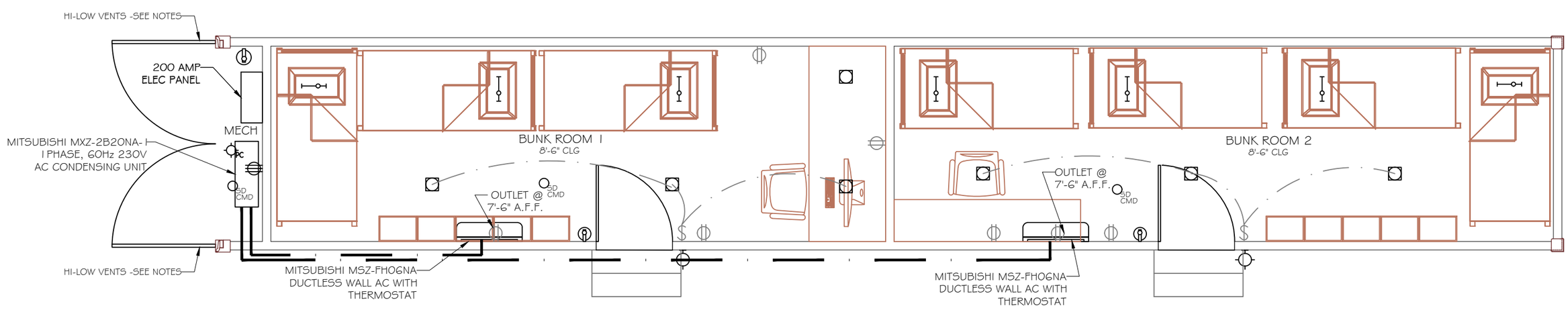

Electrical / Mechanical Plan

SCALE: 1/4" = 1'-0"

Electrical / Mechanical Legend

- 4" RECESSED LIGHT FIXTURE
- LED BUNK LIGHT WITH SWITCH (AT EACH BUNK)
- PC CEILING FIXTURE WITH PULL CHAIN
- SOLAR WALL MOUNTED LIGHT FIXTURE
- SD CMD SMOKE & CARBON DIOXIDE DETECTOR
- FIRE EXTINGUISHER
- 220V OUTLET
- DUPLEX OUTLET (110V AT +6" A.F.F. U.N.O.)
- $ SWITCH
- MECHANICAL PIPING

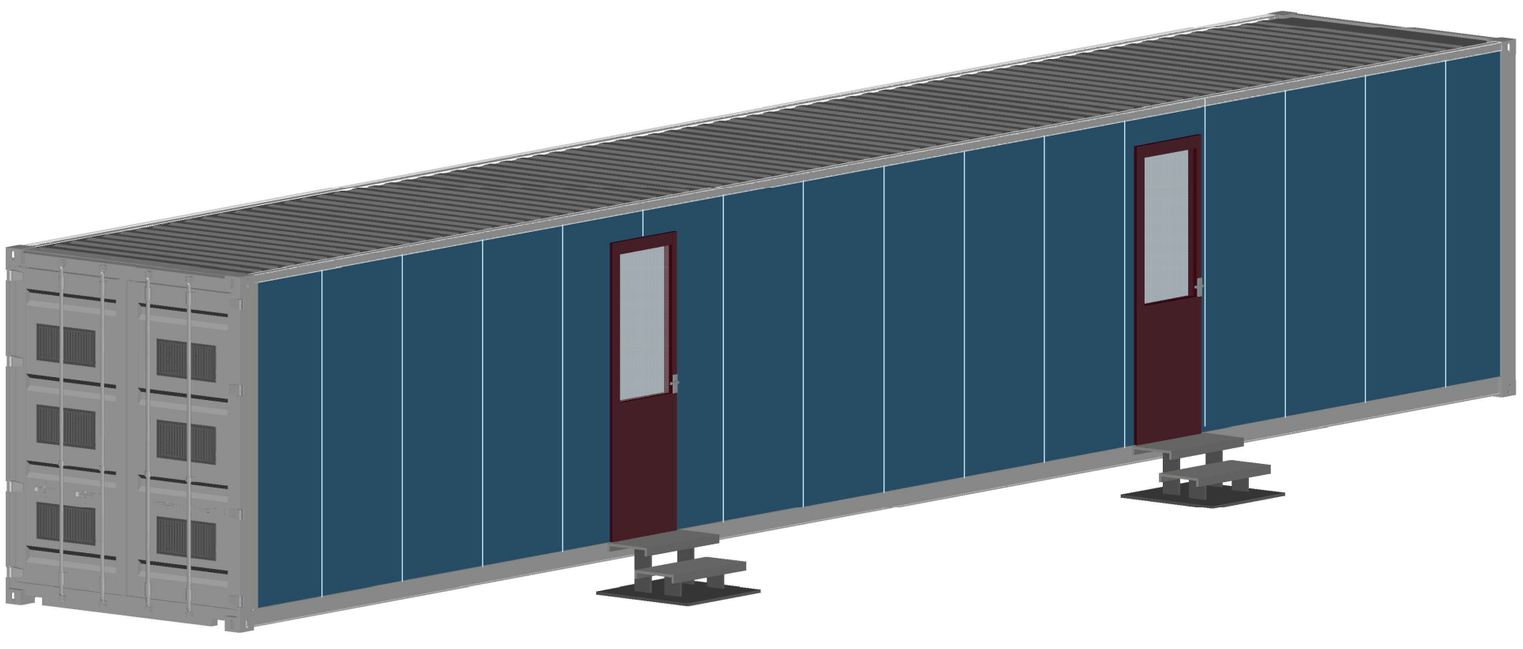

DESIGN & DRAFTING

Atomic Container Homes

53' 21 PERSON BUNK HOUSE

DATE: 3/6/2017
1 53' CONTAINER
TOTAL: 450 S.F.

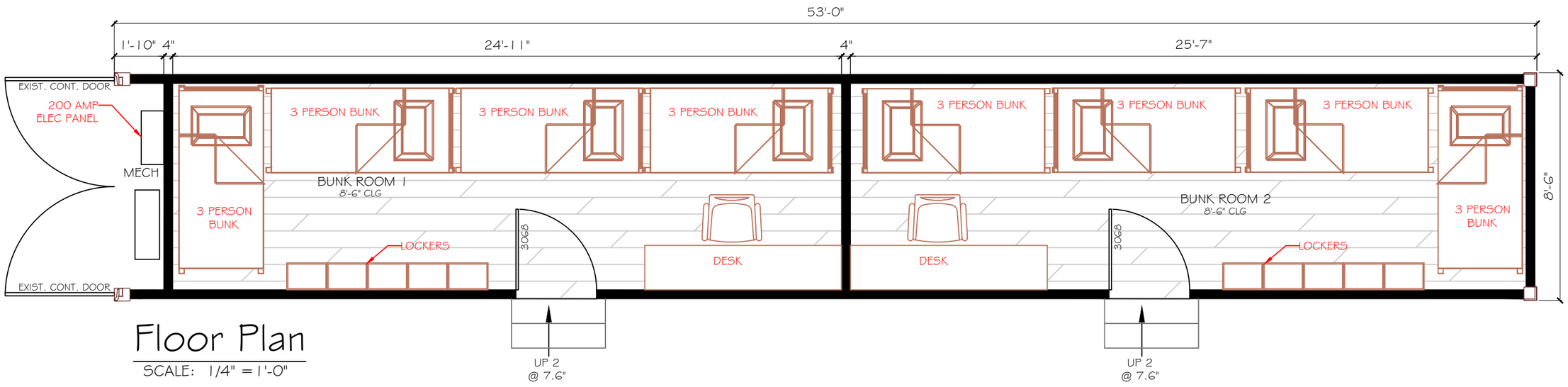

Floor Plan

SCALE: 1/4" = 1'-0"

Floor Plan Notes

1. RHINO LINER FLOORING
2. EXTERIOR CONTAINER WALLS ARE 4" SIP WALL PANELS
3. 6 16"X12" HI-LO COMBUSTION AIR VENTS AT 12" A.F.F AND 12" BELOW THE CEILING IN MECHANICAL ROOM CONTAINER DOORS

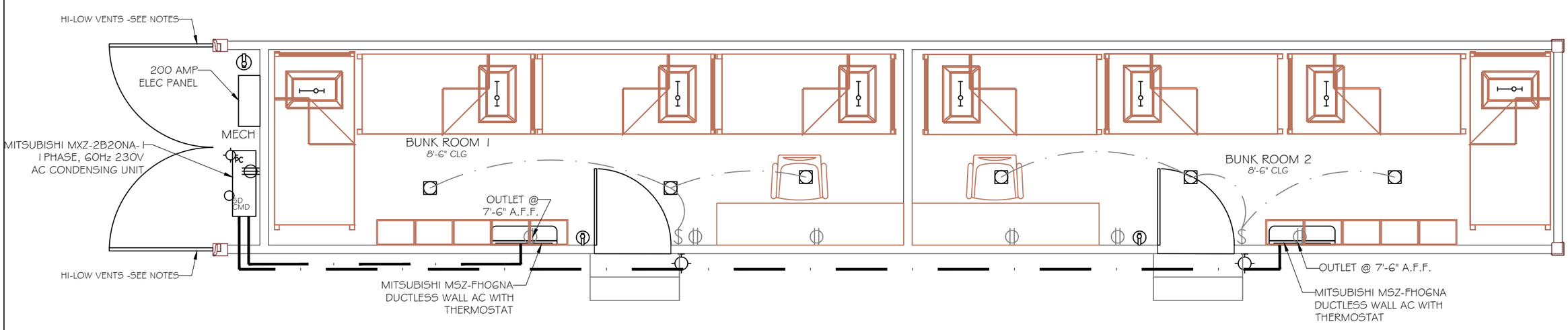

Electrical / Mechanical Plan

SCALE: 1/4" = 1'-0"

Electrical / Mechanical Legend

- 4" RECESSED LIGHT FIXTURE
- LED BUNK LIGHT WITH SWITCH (AT EACH BUNK)
- PC CEILING FIXTURE WITH PULL CHAIN
- SOLAR WALL MOUNTED LIGHT FIXTURE
- SD CMD SMOKE & CARBON DIOXIDE DETECTOR
- FIRE EXTINGUISHER
- 220V OUTLET
- DUPLEX OUTLET (110V AT +6" A.F.F. U.N.O.)
- $ SWITCH
- MECHANICAL PIPING

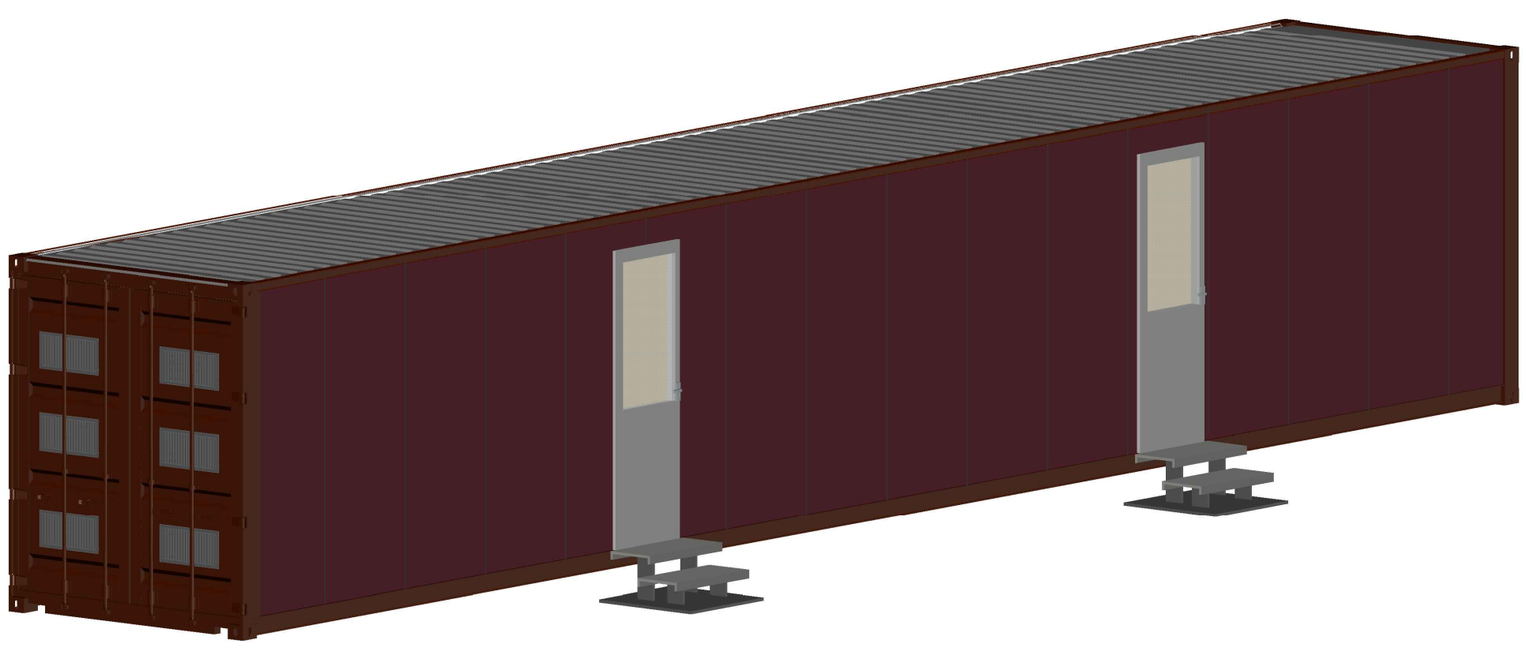

DESIGN & DRAFTING

Atomic Container Homes

53' 24 PERSON BUNK HOUSE

DATE: 3/6/2017
1 53' CONTAINER
TOTAL: 450 S.F.

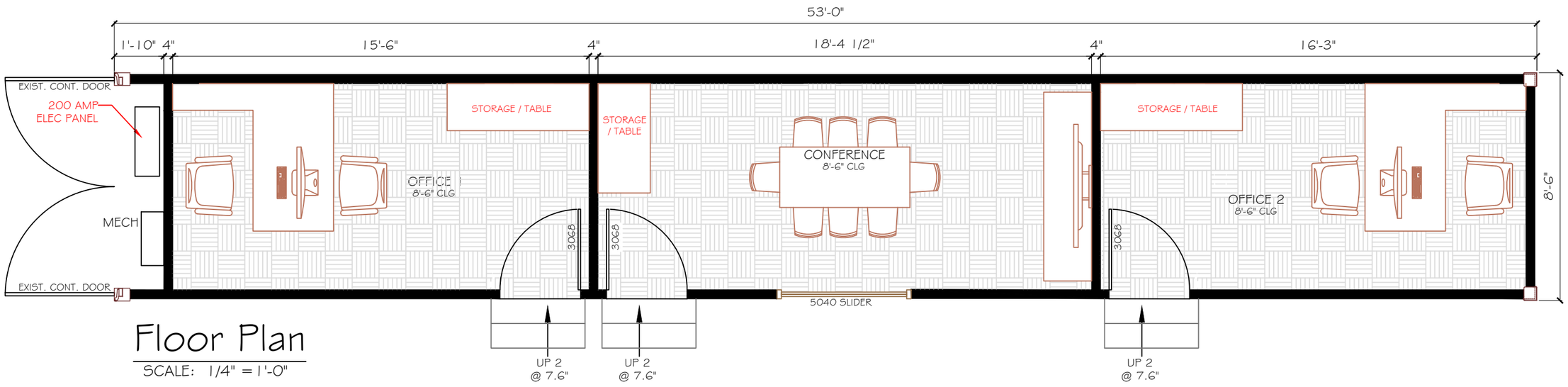

Floor Plan

SCALE: 1/4" = 1'-0"

Floor Plan Notes

1. RHINO LINER FLOORING
2. EXTERIOR CONTAINER WALLS ARE 4" SIP WALL PANELS
3. 6 16"X12" HI-LO COMBUSTION AIR VENTS AT 12" A.F.F AND 12" BELOW THE CEILING IN MECHANICAL ROOM CONTAINER DOORS

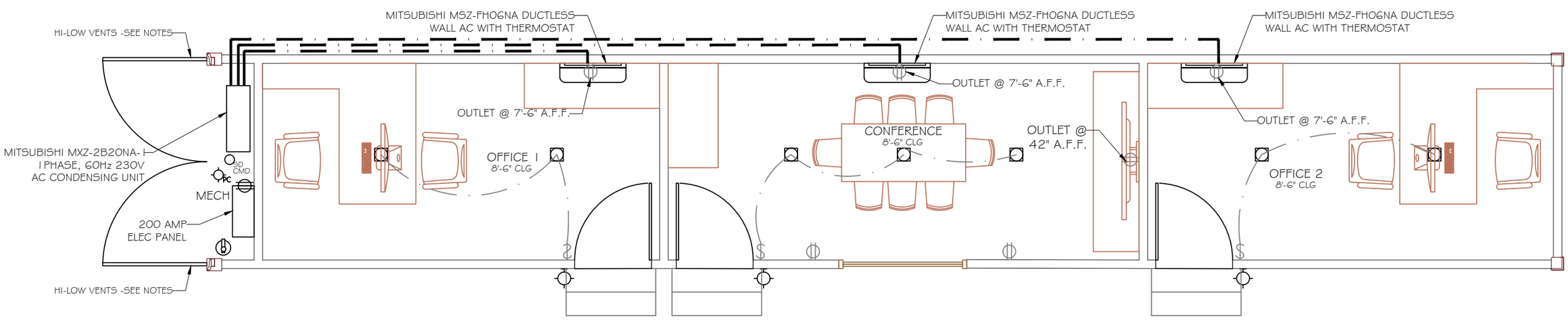

Electrical / Mechanical Plan

SCALE: 1/4" = 1'-0"

Electrical / Mechanical Legend

- 4" RECESSED LIGHT FIXTURE
- LED BUNK LIGHT WITH SWITCH (AT EACH BUNK)
- PC CEILING FIXTURE WITH PULL CHAIN
- SOLAR WALL MOUNTED LIGHT FIXTURE
- SD CMD SMOKE & CARBON DIOXIDE DETECTOR
- FIRE EXTINGUISHER
- 220V OUTLET
- DUPLEX OUTLET (110V AT +6" A.F.F. U.N.O.)
- $ SWITCH
- MECHANICAL PIPING

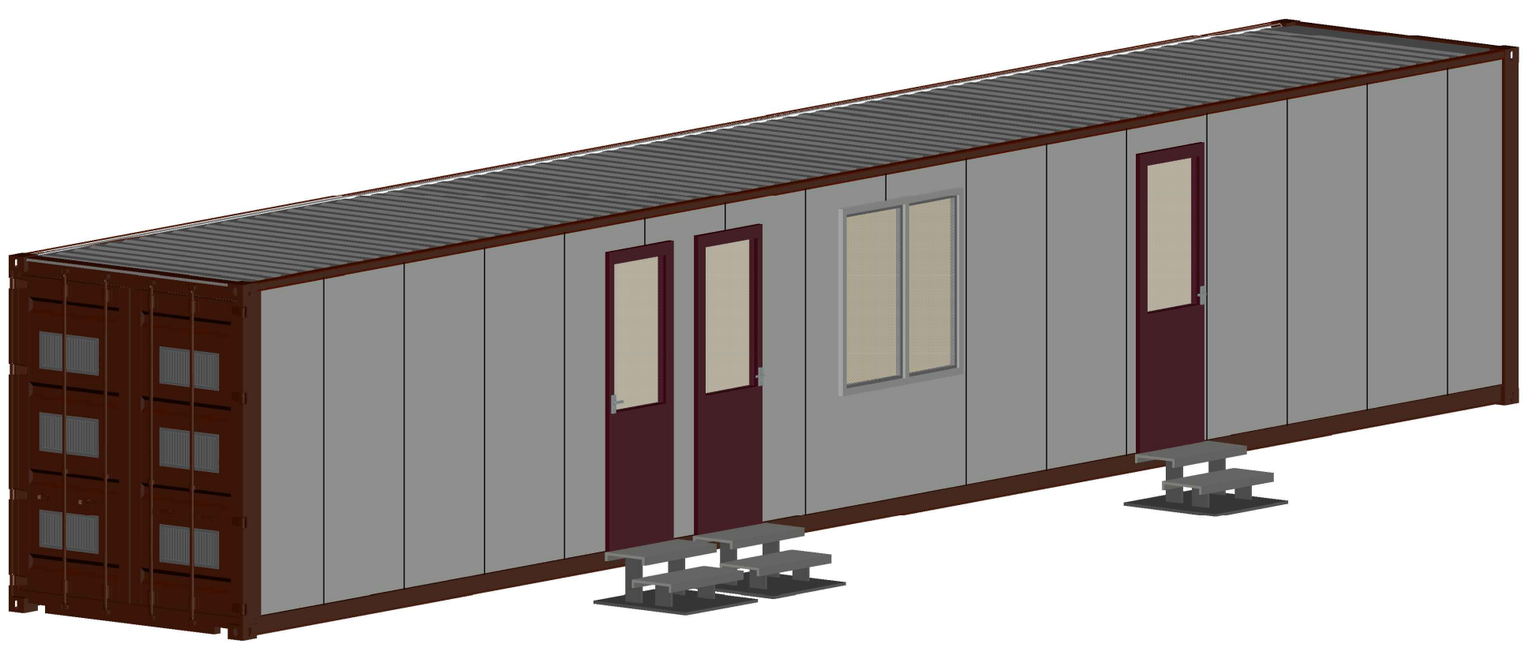

DESIGN & DRAFTING

Atomic Container Homes

53' 2 OFFICE / CONFERENCE

DATE: 3/6/2017
1 53' CONTAINER
TOTAL: 450 S.F.